

DISA Direct Storefront (DDSF) Tutorials

DISN Virtual Private Network (VPN) Service – Establish a VPN
(Version 2.0)




Ordering as DISA/NS6 [Change](#)

Cart  0

[My Orders](#)

[My Approvals \(0\)](#)

[My Services](#)

 Service Categories

[Search](#)

Transport Services

Data Services

Voice Services

Satellite Services

Wireless Services

Other Services

Data

DISN Virtual Private Network (VPN)

NIPRNET

SIPRNET

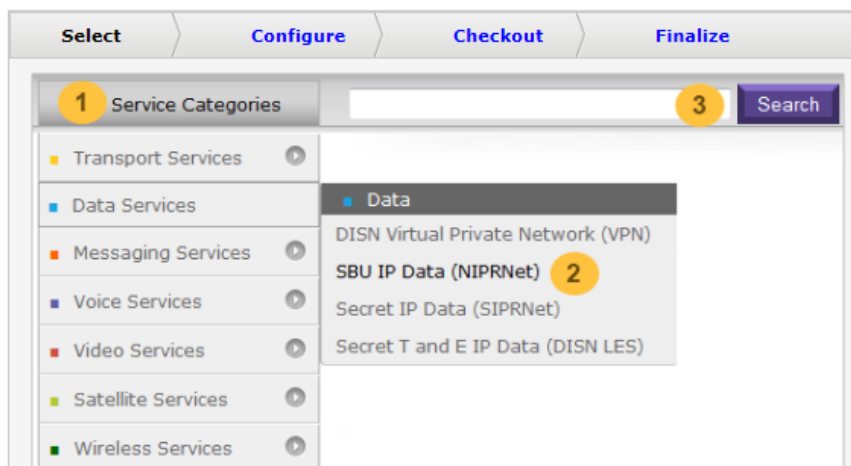
you in mind!


the way Mission Partners request and receive services from DISA by delivering a common user interface across the Enterprise.

of the training materials we have assembled to help you make a smooth transition.

Order Process Overview

Click on the steps below to learn more:



 Active Help

DISA Direct Storefront is a fast and easy browsing, ordering, and buying experience. We're your one stop shop for ordering and configuring network equipment and services.

If you do not see the Service you are trying to order that means it is currently not available within Storefront, please navigate to [DDOE](#) to order that Service. For a full list of available DISA Services, please visit the [Service Catalog](#) on DISA.MIL.

Need more help?

Visit our [FAQ](#) page

OR

1. Select "Data Services" from the Service Categories menu.
2. Select "DISN Virtual Private Network (VPN)" from the submenu.



DEFENSE INFORMATION SYSTEMS AGENCY
DEPARTMENT OF DEFENSE

DISA DirectStorefront >>

Welcome user
15 Sep 2014 18:32:12 Z

Log Out

Ordering as DISA/NS6 Change

Cart  0

My Orders

My Approvals (0)

My Services

Service Categories

Search

- Transport Services
- Data Services
- Voice Services
- Satellite Services
- Wireless Services
- Other Services



Data Services



Select

Configure

Add to Cart

If you do not see the Service you are trying to order that means it is currently not available within Storefront, please navigate to DDOE to order that Service. For a full list of available DISA Services, please visit the [Service Catalog](#) on DISA.MIL.



DISN Virtual Private Network (VPN)

You have selected: DISN Virtual Private Network (VPN).

If you are new to the Storefront, please review the Service Walk Through ([Connect VPN](#) or [Establish VPN](#)) before getting started with your order.

Learn more about this service at [DISA.MIL](#)

Establish a VPN

1

Order Now >>

2

Active Help

DISA Direct Storefront is a fast and easy browsing, ordering, and buying experience. We're your one-stop shop for ordering and configuring network equipment and services.

Need more help?

Visit our [FAQ](#) page

OR

Contact Us



1. Select "Establish a VPN" from the drop-down.
2. Click the "Order Now" button.

Ordering as DISA/NS6 [Change](#)

Cart 

[My Orders](#)

[My Approvals \(0\)](#)

[My Services](#)

[Service Request](#)

Item: DISN Virtual Private Network (VPN)

CJON: SF05JAN167002

Type Action: START

[Item Configuration](#)

[Establish VPN](#)
Not yet configured

Establish VPN

Note: VPN ID is generated upon final routing approval of the Telecom Request (TR).

- 1 Select the agency requiring the VPN service:*
- 2 What type of VPN would you like to order?*

What is the Routing ID?*

Selected Routing ID: None selected

	Route Name	Agency	Routing Points
3	VPN Routing ID 1	Defense Information Systems Agency (DISA)	View
	VPNRID2 VPN Routing ID 2	Defense Information Systems Agency (DISA)	View
	VPNRID3 VPN Routing ID 3	Defense Information Systems Agency (DISA)	View
	VPNRID4 VPN Routing ID 4 AF	U.S. Air Force (USAF)	View
	VPNRID5 VPN Routing ID 5	Defense Information Systems Agency (DISA)	View

Select the Primary VPN Admin POC*

[Continue](#)

[Active Help](#)

Establish a VPN connection.

Note: VPN ID is generated upon final routing approval of the Service Request (SR).

[Need more help?](#)

[Visit our FAQ page](#)

OR

[Contact Us](#)

1. Select the agency requiring the VPN Service.
2. Select type of VPN to order.
3. Select the Routing ID.

Select the Primary VPN Admin POC*

NOTE: The "Create a New POC" button will become enabled **after** you perform a POC search.

Agency: AND

Organization: AND/OR

Name: AND/OR Location:

☐ Special POC Search?

☒ **Selected POC: Petty Officer Third Class (Navy, Coast Guard) Matthew Adams**

Agency - Organization Name	Rank/Title	Name	Site
AGDOD - All	Mr.	CIRCUIT ACTION OFFICER	LOCKED BAG 5076
AGDOD - All	Mr.	BRIAN ANDERSON	AUSTRALIAN EMBASSY
AGDOD - All	Ms	YASO ARUMUGAM	R7-1-61 IT SECTION, DIO
AGDOD - All	Petty Officer Third Class (Navy, Coast Guard)	Matthew Adams	DEFCOMMSTA Canberra
AGDOD - All	Sergeant (Air Force, Marine)	Technician Al Udied	AFCENT-AUAB/CAOC-C6/TCF
AGDOD - All	First Lieutenant Air Force	Satish Ayyalasomayajula	Bldg 25002
AGDOD - All	Mr.	Liam BELL	Australian Embassy
AGDOD - All	Mr.	PHIL BLACK	NAVCOMMSTA CANBERRA
AGDOD - All	Mr.	STEVE BURGESS	AUSTRALIAN EMBASSY / ATTN: MF BURGESS

3 Select an Alternate VPN Admin POC*


NOTE: The "Create a New POC" button will become enabled **after** you perform a POC search.

Agency: AND

1. Select a Primary VPN Admin POC. Search for a POC by Agency/Organization, and/or name or location, or by Special POC Search.
2. If the desired POC is still not found click "Create a new POC" to enter a new one.
3. Select an Alternate VPN Admin POC following similar steps to 1 and 2.

Click the "Continue" button at the top of the page when done.

Ordering as DISA/NS6 [Change](#)

Cart  0

[My Orders](#)

[My Approvals \(0\)](#)


[My Services](#)


[Service Request](#) <


Item: DISN Virtual Private Network (VPN)

CJON: SF05JAN167002

Type Action: START

 [Item Configuration](#)

 **Establish VPN**
Configured

 **Review Page**

Review Page

[Back](#)

[Checkout](#)

1

Service Request

Item: DISN Virtual Private Network (VPN) - Establish

VPN Sub Type: Establish

Type Action: START

CJON: SF05JAN167002

On Behalf Of Agency: DISA

On Behalf Of Organization: DISA-CONUS (CONUS)

Submitter Information

Full Name: Mr. Jason LaBumbard

Email: JASON.M.LABUMBARD.CIV@MAIL.MIL

Agency: DISA

Organization: DISA-CONUS (CONUS)

Class Email: JASON.LABUMBARD@DISA.SMIL.MIL

Phone: 312-779-8804 x5347

Pager: +011-618-229-4311

[View Addressing and Routing](#)

[Hide ROM Table](#)

Estimated Cost

CLIN	Item Description	MRC	NRC	Annual Cost	Quantity
	Total	\$0.00	\$0.00	\$0.00	

Estimated cost is for budget planning. Actual charges based on final engineering design.

[You have selected the following options:](#)

[Expand All](#)

[Collapse All](#)

▶ **Establish VPN :: Configured**

Ordering as DISA/NS6 [Change](#)

Cart  0

[My Orders](#)

[My Approvals \(0\)](#)


[My Services](#)

[Service Request](#) <

Item: DISN Virtual Private Network (VPN)

CJON: SF05JAN167002

Type Action: START

 [Checkout](#)

[Purpose-Mission](#)
Not yet completed

Purpose-Mission

[Back](#)

[Continue](#)

2

What Mission Need does this support?
(Product/Service Description)*

1

START a DISN virtual Private Network (VPN) service

4950 Characters Remaining

Community of Interest



1. Complete all required fields and other fields as applicable.
2. Click the "Continue" button when done.

Ordering as DISA/NS6 [Change](#)

Cart  0

[My Orders](#)

[My Approvals \(0\)](#)


[My Services](#)


[Service Request](#) <


Item: DISN Virtual Private Network (VPN)

CJON: SF05JAN167002

Type Action: START

 [Checkout](#)

 **Purpose-Mission**
Completed

 **Service Item Review**

Service Item Review

[Back](#)

[Place Order](#)

Related CJONs:

CJON	Action
	Add

Additional Email Addresses:

Email Address	Recipient Type	Action
		Add

[Bulk Add To Addresses](#)

[Bulk Add CC Addresses](#)

[Save](#)

Related CJONs and Additional Emails without adding to the Cart.

1. Selected Options

Service Request

Item: DISN Virtual Private Network (VPN) - Establish

VPN Sub Type: Establish

Type Action: START

CJON: SF05JAN167002

On Behalf Of Agency: DISA

On Behalf Of Organization: DISA-CONUS (CONUS)

Submitter Information

Full Name: Mr. Jason LaBumbard

Email: JASON.M.LABUMBARD.CIV@MAIL.MIL

Agency: DISA

Organization: DISA-CONUS (CONUS)

Class Email: JASON.LABUMBARD@DISA.SMIL.MIL

Phone: 312-779-8804 x5347

Pager: +011-618-229-4311

[View Addressing and Routing](#)

1. Review order details.
2. Click "Place Order".

Order Confirmation

1

Your orders have been submitted and are being processed:

- If there is an issue with processing your order, it will be placed back in your Cart.
- If your order is successfully processed, it will appear on the My Orders page on the In Process tab.

Please check back shortly to view the current status of the order processing.

2

You can choose any link on the page or choose either of the options below:

- [Review In Process Orders](#)
- [Return to the Storefront Home Page](#)

1. The confirmation page shows that the order has been recorded and it is being processed.
2. Click on the “Review in Process Orders” link to view the status of the order.

Ordering as DISA/NS6 [Change](#)

Cart 

[My Orders](#)

[My Approvals \(0\)](#)

[My Services](#)


My Orders

[Draft](#)

[In Process](#)

[Completed](#)

268 rows selected [Retrieve more results](#)

<< first < prev **1** 2 3 4 5 6 7 8 9 10 next > last >> 10 per page [Filter](#) [Clear](#) 

Requestor	CJON	TSR	Service Type	Status	Type Action	PDC	Date Created	Date Modified	Actions
mei	SF05JAN167002		DISN Virtual Private Network (VPN) - Establish	Pending Approval	START		05 Jan 2016 16:19:53 Z	05 Jan 2016 16:19:57 Z	1 Addressing and Routing Copy History Recall View
mei	SF16DEC156841		EMSS - EMSS (SBD)	Pending Approval	DISCONTINUE	AOFF31	16 Dec 2015 14:59:11 Z	16 Dec 2015 14:59:18 Z	Addressing and Routing Copy History Recall View
mei	SF16DEC156840		EMSS - EMSS (Pager)	Pending Approval	DISCONTINUE	AOFF31	16 Dec 2015 14:56:53 Z	16 Dec 2015 14:57:01 Z	Addressing and Routing Copy History Recall View
mei	SF16DEC156839		EMSS - EMSS (DTCS Radio)	Pending Approval	DISCONTINUE	AOFF31	16 Dec 2015 14:55:04 Z	16 Dec 2015 14:55:11 Z	Addressing and Routing Copy History Recall View
mei	SF16DEC156835		Dedicated	Pending Approval	START	AOFF31	16 Dec 2015 14:33:50 Z	16 Dec 2015 14:34:06 Z	Addressing and Routing Copy History Recall View
mei	SF16DEC156834		EMSS - EMSS (Iridium or SIM)	Pending Approval	DISCONTINUE	AOFF31	16 Dec 2015 13:34:15 Z	16 Dec 2015 13:34:24 Z	Addressing and Routing Copy History Recall View
mei	SF23NOV156642		Dedicated	Pending Approval	DISCONTINUE	AOFF31	23 Nov 2015 20:00:19 Z	23 Nov 2015 20:00:33 Z	Addressing and Routing Copy History Recall View
mei	SF23NOV156626Z	NS23NOV155266Z	Dedicated	Pending Fulfillment	CANCEL	AOFF31	23 Nov 2015 19:53:18 Z	23 Nov 2015 19:53:25 Z	Addressing and Routing Copy History TSR Email View
mei	SF23NOV156631	NS23NOV155268	Dedicated	Pending Fulfillment	TEMPORARY	AOFF31	23 Nov 2015 18:35:28 Z	23 Nov 2015 18:35:35 Z	Addressing and Routing Amend Cancel Copy History TSR Email

- On the "My Orders" page under the "In Process" tab the order is listed after it is successfully processed.

For assistance with DDSF issues
you may contact the
DCCC Service Desk
1-844-DISA-HLP (347-2457), option 2
DSN: 312-850-0032, option 2
disa.dccc@mail.mil

